

Presented to the
Boston University
School of Medicine
C. M. Rogers

BOSTON UNIVERSITY
School of Medicine.



LIBRARY.

No.

Shelf, *229* No, *44*

Presented by


.....

.....

12

570 S.F. 4

1008



Digitized by the Internet Archive
in 2010 with funding from
Open Knowledge Commons and Harvard Medical School

THE

Homœopathic Therapeutics

OF

DIPHTHERIA.

BY



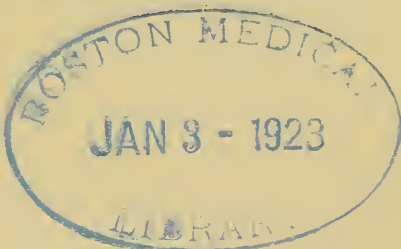
C. M. BOGER, M. D.,

Member of the International Hahnemannian Association.

LANCASTER, PA.:
T. B. & H. B. COCHRAN.
1898.

6. T. 264.

COPYRIGHTED 1898,
BY
C. M. BOGER, M. D.



T. B. & H. B. COCHRAN, PRINTERS,
LANCASTER, PA.

20177

PREFACE.

The urgent need for a manual giving a "bird's eye," view as it were, of the Homœopathic Therapeutics of Diphtheria as enunciated by our best practitioners has been the incentive leading to this compilation.

In this connection it may be profitable to refer briefly to a few points that will greatly aid the physician in successfully combating so great a scourge.

The first of these is

THE CHOICE OF THE SIMILIMUM.

All sicknesses present two classes of manifestations, those by which they are determined or named, *i. e.*, the diagnostic symptoms; and those peculiar to individuals and cases, often seemingly having no bearing upon the illness, hence called idiosyncratic symptoms. In weighing their value for the purpose of deciding upon the choice of a remedy, the latter are almost exclusively to be considered, while the diagnostic symptoms take a secondary place; this is well illustrated by the following case:

At noon on November 24th I saw Charles C., æt. 4, and found the following symptoms: Convulsive wing like motion of the alæ nasi with every inspiration; breathing impeded, quick and with effort, the evidences of narrowing of the laryngeal lumen were positive.

On falling to sleep is aroused by suffocation.

A number of small patches of membrane on the right tonsil.

Face and neck bloated.

Pain in larynx when coughing.

Lips cracked in the right commissure.

Continually picks and bores the nose.

A diagnosis of laryngeal diphtheria was made, and Spongia 40m. was prescribed; up to seven o'clock in the evening all the symptoms grew progressively worse.

This showed that the wrong remedy had been selected. I now did what should have been done in the first place; carefully wrote down the symptoms in tabulated form, placing the most characteristically diagnostic symptoms at the head and the idiosyncratic ones toward the foot of the page; this arrangement demonstrated at once that the prescription had been based on diagnostic symptoms; hence the failure, and that the idiosyncratic indications pointed to Arum-triphyllum, which was now administered in the 200th of Dunham every hour; in two hours the patient felt easier and began to expectorate a watery fluid which seemed to come from the throat, gradually increasing in quantity until 3 P.M. of

the next day, when he coughed up a number of pieces of membrane, bloody at the margin, with much mucus; from this time on the recovery was rapid and perfect.

Another point demanding careful consideration is

THE REPETITION OF THE DOSE.

In this connection it may be well to hear the voice of the fathers of Homœopathy. Bœninghausen says (*Repertorium* vol. 1, P. X.):

“In conclusion it may not be useless to call to memory in an abridged form what my worthy friend Dr. J. Aegidi says in the *Archive of Homœopathy* (XII, 1., 121), which coincides entirely with my own experience.” After the administration of the carefully selected (according to the similarity of the symptoms) remedy, as early at the latest as after the lapse of eight days (in acute sicknesses, often already after a few hours), one of two events certainly follows, either

A. The state of the illness is changed, or

B. It remains the same.

A change in the sick condition embraces three events, either

1st. The condition is ameliorated

2d. It is aggravated, or,

3d. The sickness alters its symptom complex.

In the first case one sees the medicine's beneficial action penetrating deeply, and it were,

therefore, hasty not to await the fullest extent of the amelioration. Here at least haste is useless, mostly harmful, and only then, when the improvement comes to a visible standstill, is it advisable to give a second, third or fourth dose of the same remedy, especially, however, only as long as a lessening but not essentially changed symptom complex still points to it.

In the second event we see the state of the sickness becoming worse; particularly do the characteristic symptoms heighten their intensity without changing or transposing themselves; the so-called Homœopathic aggravation. Here the remedy has overcome the affection in its essence and for a while nothing further is to be done, unless perhaps entirely too important complaints make the application of a proper antidote necessary, which on most occasions is found in a second and if possible still smaller dose of the same medicine.

The third instance concerns an alteration of the symptom complex, and is evidence when this happens that the remedy was not fittingly chosen and must be exchanged for a suitable one as soon as possible.

When notwithstanding the carefully chosen remedy and the patient's faultless diet the sick condition on the contrary is not at all changed, as in the case mentioned under B, the cause usually lies in a want of receptivity which we must seek to remove either by repeated small

doses or by the medicines hereinafter recommended for deficient reaction.

By following these rules we have the pleasure of assisting the sick to recovery in an incomparably shorter time than has commonly been possible under the former evil treatment where the physician lacked a fixed rule of practice.

These are words of golden import to the Homœopathician and can be closely followed with profit; cases of diphtheria showing no change after a lapse of six or eight hours are an evidence that either

The similimum has not been chosen,
The patient shows a deficient reaction, or,
The dose has not been repeated frequently enough.

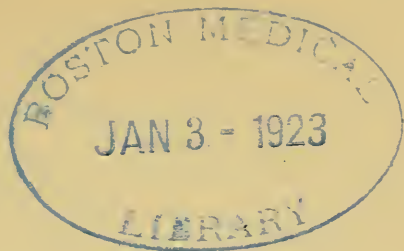
We should not flatter ourselves that we have cured cases running from six days to two weeks, the similimum does not act in that way, such recoveries show but slight aid from our efforts.

The question of local applications will not seriously trouble the physician able with an accurately selected remedy often to wipe out the whole process in a few days. The question of antitoxin admits of the same reply, to which we add the words of our immortal Hahnemann, which are also a fitting rebuke to the antidotalists who are indeed twin brothers to the antitoxin advocates:

“The newly wise write boldly, Sulphur sickness is cured by Sp. Sulphur x, China sickness by China x, Mercurial sickness by Merc. x, etc.;

this is quickly written, but let the gentleman endeavor to demonstrate this to me and he will be compelled to renounce it forever. It now also appears that the revolutionary spirit of modern wisdom has broken in among those of our people who count themselves Homœopaths. We ourselves only maintain what we of a certainty know.”

Parkersburg, July 4, 1898.



Therapeutics of Diphtheria.

ACIDUM CARBOLICUM.

Tending to involve the nose and inside of the mouth.

Extremely fetid breath.

Regurgitation on swallowing liquids.

Urine highly albuminous.

Face dusky red, white about the mouth and nose (aru-tri).

Rapid sinking of the vital forces.

(Allen.)

Fauces fiery red, swollen, diphtheritic patches.

Glands of neck swollen.

Aphonia, croup like cough.

Fetid discharge from the nose.

Violent fever, pulse 130.

(Hering.)

Low Adynamic Fever, Absence of Pain.

Excessive prostration with violent fever.
(Brom.)

Headache, dizziness, pale face, nausea, weak thready pulse.

(Lillenthal).

No high local inflammation.

Great accumulation of deposits, spreading a most offensive odor.

Grayish, bluish membranes, with a tendency to putrefaction; a cadaveric stink.

(McNeil).

Membrane loose and easily detached.

Compare Brom., Kali-chlor., Nat-ars.

ACIDUM MURIATICUM.

Most intense prostration, scarcely life enough to move.

Worse at ten or eleven o'clock in the morning.

Mouth studded with ulcers having a black or dark base, dipping deep in, they tend to perforate the part on which they are situated.

Intermittent pulse like Nit-ac., but in addition,

Involuntary stools and urine.

Thin excoriating discharge from nose.

Loss of appetite.

(Farrington.)

Bleeding from the nose, blood dark and putrid.

Sordes on the teeth.

Sore and scabby condition of the lips. (Aru-tri.)

Putrid smell from the mouth.

Typhoid Conditions.

Trembling of the hands.

Yellowish gray deposit.

Œdema of the uvula.

Excoriating nasal discharges.

Compare Nit-ac., Nat-ars.

ACIDUM NITRICUM.

Much pain when swallowing.

Stoppage of the nose, with discharge of acrid fluid and hoarseness.

(Lippe.)

Throat extremely sore, covered with a dark offensive or yellowish white membrane.

One of the chief remedies in **nasal diphtheria**.

Discharge from the nose is watery and very offensive, excoriating every part which it touches.

Pulse intermits every third or fifth beat (a bad symptom).

Fetid odor from the throat.

Feeling as if a *splinter were sticking* in the throat, a general characteristic.

Mouth studded with ulcers, principally on the

inside of the cheeks, on the lips and on the borders of the tongue. This ulceration is usually accompanied by salivation, the saliva being watery and acrid.

Also preferable to any of the other remedies with these excoriating discharges, when the disease advances and affects the stomach; then *with great prostration, and membranes in throat and nose, there is distress and uneasiness referred to the stomach; with total rejection of food.*

(Farrington.)

Rapidly destructive ulcerations.

Membrane bleeds easily when touched.

Epistaxis, arterial blood.

Dyspnœa, high fever.

Urging to urinate frequently.

Red and whitish deposit in urine.

Chilliness but aversion to heat.

Abuse of mercury, or in children of syphilitic parentage.

Compare Kali-permang., Mur-ac.

ACIDUM SALICYLICUM.

Not much or any fever.

Great weakness.

Difficult Deglutition.

Much inflammation.

Exudate soft.

(C̄hme.)

Compare Carbolic acid.

ACIDUM SULPHURICUM.

Tonsils bright red, and so swollen that on swallowing liquids escape through the nose.

Deathly pale, looks like a corpse.

Inclined to drowsiness or somnolence.

Can hardly breathe or talk, or make any noise on account of abundance of membrane.

Stringy lemon yellow mucus hangs from posterior nares.

Parotids swollen hard.

Thick yellow membrane on tonsils, teeth and lips, sticks like glue.

(Farrington.)

Child whines when lifted. (Apis.)

Excessive fetor.

Membrane very sticky.

Violent salivation.

(Hirsch.)

Sensation of trembling without real trembling, therefore child wants to be held.

Tendency to hemorrhages, especially hæmatemesis.

Aggravation of most symptoms from the odor of coffee.

Pains slowly increase to a certain height then quickly disappear.

AILANTHUS GLANDULOSUS.

Patient lies in a profound stupor, mouth wide open. (Lyc.)

Excoriating watery discharge from the mouth and nose, making the lips sore.

Throat swollen both inside and out.

Livid rash on the skin, coming out imperfectly and mixed with petechiæ, denoting a poisoned state of the blood.

(Farrington.)

Great debility and prostration from the outset. (Apis, Mer-cy.)

Countenance indicates distress and anxiety.

Throat is livid, swollen dark red, almost purple.

The tonsils are swollen and studded with patches or deep ulcers oozing a fetid discharge.

There is a greenish purulent discharge from the throat.

Cervical glands swollen and sensitive to touch.

Cases occurring in summer; or, in those complicated with scarlatinal symptoms.

Torpor and stupor.

Occipital headache with confusion of ideas.

Aggravation on swallowing and admission of air. (Merc-sol.)

(Lillienthal, Fisher.)

Compare, Aru-tri., Bap.

AMMONIUM CARBONICUM.

Scrofulous persons with swelling of the glands of the neck.

Nose obstructed.

Patient aroused by want of breath every time he falls asleep. (Lach.)

Particularly if cerebral symptoms are developed.

Excessive sensitiveness to cold air and cold drinks.

(Lillienthal, Hoyne.)

Membrane chiefly confined to the nose, with an extension to the lips.

Pharynx is almost free, but often gangrenous.

Prostration great.

(Ivins.)

In hemorrhagic subjects with fluidity of the blood.

Epistaxis on washing the face or hands in the morning.

Scarlatinal diphtheria.

Should never be used before or after Lachesis.

(Allen.)

Compare, Lach., Carb-v., Lac-can.

AMMONIUM CAUSTICUM.

Great prostration.

First appearing in the nasal cavities, with a burning excoriating discharge from the nose.

Laryngeal forms.

(Farrington.)

Diphtheritic croup.

Low guttural, husky cough, with smothered whoop, followed by suffocative spells, with great anguish.

Excessive prostration and exhaustion not in proportion to the short duration of the disease.

Ail. (Merc-cy.)

Even the tears blister the canthi and cheeks.

(Allen, Lillienthal.)

AMYGDALA AMARA.

Sharp lacerations through the swollen tonsils.

Palate and fauces have a dark red hue.

Patient much prostrated.

(Farrington)

ANTIMONIUM TARTARICUM.

Difficulty of swallowing and breathing in consequence of swelling of the isthmus of the fauces.

Swallowing food causes pain.

Small circular patches like smallpox pustules in the mouth and on tongue.

Difficult breathing with gasping for air and rattling of mucus in the chest.

Vomits tenacious mucus.

Swallowing difficult; better drinking cold water.

Child can not bear to be touched or looked at.

(Hoyne.)

APIS MELLIFICA.

The first diphtheritic patches usually appear on the arches of the palate and on the uvula.

The uvula is œdematous and elongated.

The urinary secretions are entirely suppressed, or there is excessive albuminous urine.

Deglutition is very painful.

Heat is very unpleasant to the patient.

Great restlessness, with an uncontrollable tossing about and trying to get off the bed.

This form is frequently found in combination with scarlet fever.

(Lippe.)

Great debility characterizes the case even from the beginning. Ail. (Mer-cy.)

Absence of thirst.

Scantiness of urine.

The membrane has a dirty grey color.

Puffiness about the eyes.

An eruption appears on the skin which itches and *stings*.

(Guernsey.)

Œdematous swelling of throat and neck.

A little bag of serum at the end of the uvula.

Stinging pains in the throat, choking spells.

Fever high, skin very hot, delirium, urine voided in drops, with burning.

(Julius Schmitt.)

There is not much fever, in fact there is a suspicious absence of heat.

The pulse is rapid but not strong, 130 to 140.

At first the throat has a varnished appearance, as though the tonsils and fauces, particularly, were coated with a glossy red varnish.

The membrane forms oftener on the right than

on the left tonsil, and is thick looking, like wash leather.

The tongue is often swollen so that the child can scarcely swallow, *has blisters on the edge* and trembles when protruded. (Lach.)

Feeling of fullness in the throat, which necessitates swallowing, but makes it very difficult.

The uvula is swollen and œdematous, consequently there is a feeling of fulness.

The rim of the glottis is swollen, red and œdematous, making the breathing very difficult or labored owing to the narrowing of the entrance to the larynx.

Breath is very fetid in some cases, in others not so in the least.

External throat swollen and erysipelatous.

Scalded raw feeling in the mouth and throat.

(Farrington.)

Numbness of the feet and hands, even paralysis.

Exacerbation of fever at 4 P. M., with chilliness when moving about.

Decided chill followed by hot fever.

Violent headache with aching all over, especially in the extremities. (Phyt.)

Ring of membrane around uvula. (Merc-cy.)

Gushes of sweat. (Hyos.)

(Hoyne.)

Despondent, discouraged and lachrymose.

Pains burning, stinging, sore, occur in sudden paroxysms, migrating from one part to another. (Lac-can.)

Wakens from sleep anxious and agitated.

Very sensitive to touch.

Sharp, shrill, piercing screams.

Rolling head from side to side, or boring it back into pillow. (Helleb.)

(Fisher.)

Small amount of pain accompanying intense and extensive inflammation.

Tendency to heart failure.

Pain extending to ears when admitting air.

Cold water relieves the itching and stinging.

(Lillienthal.)

Compare, Arsenicum, Nat-ars.

ARSENICUM ALBUM.

When the advanced septic form appears.

Great fetor from the diphtheritic deposits, and oozing of blood from under the elevated portions of the thickened deposits.

Great thirst.

Inclined to be warmly covered.

Restless although very weak, the patient desires to have his position and even the bed or room frequently changed.

(Lippe.)

The membrane is dry looking and wrinkled, and may cover the entire fauces.

Great dysphagia.

Very great prostration.

The child wants water often but in small quantities.

Great restlessness, particularly after midnight.

Warm drinks sometimes desired instead of cold.

(Guernsey.)

Throat is very much swollen both externally and internally.

Membrane has a dark hue and is gangrenous.

Thin excoriating discharge from the nose.

Adynamic fever with a great deal of somnolence; this sleepiness is broken by starts, crying out, and by jerking of the limbs.

Throat œdematous. (Apis.)

Urine scanty.

Constipation or offensive watery diarrhœa.

Pulse rapid and weak.

If lymphatics are enlarged Arsen-iod. is better.

Pains burning. (Nat-ars.)

(Farrington.)

Membranes shrivelled or black. (Secale-c.)

Tongue has a red stripe along the middle.

Swelling of the submaxillary glands.

Fever not very high, great restlessness and anxiety, patient wants to change from place to place or child wants to be carried from one room to another.

Dread of solitude.

Urine frequent, scanty, burning.

Stools may be frequent but then also scanty and burning.

Corresponds to the very worst cases.

(Julius Schmitt.)

Languor, lassitude and great prostration usher in the case; child is dull, listless, apathetic; is "so tired" and anxiety, apprehension and oncoming distress are beginning to show.

Coolness of the general surface with hot palms. (Lac-can.)

Chilliness intermingling with heat, creeping shiverings, and profound fatigue characterize the remedy.

(Fisher.)

Sensation as if a hair had lodged in the throat.

The key note is burning ameliorated by heat.

Compare Acidum Sulphuricum, Secale-c.

ARSENICUM IODATUM.

If lymphatics are enlarged Arsen-iod. is better;
(than the *Album*.)

(Farrington.)

Deposit covering mouth from fauces to outer
lips, also external auditory canal.

Asthmatic and croupy symptoms.

Pulse weak and slow.

Great prostration.

Bad odor from patient.

(Bigelow.)

It presents a more profound adynamia than the
album, but not so much of the hippocratic state,
and is especially useful in commencing pulmonary
invasion.

(Fisher.)

Weak heart.

(Lillienthal.)

Compare Arsen-alb., Kre.

ARUM TRIPHYLLUM.

Discharges from the nose and mouth are very acrid, and excoriate the skin wherever they come in contact with it.

The lips become very sore and swollen, and the skin peels off; the patient continually picks at these peelings, trying to pull them off, and thereby makes the lips bleed. (Ars.)

Drink is refused on account of the great soreness of the mouth.

The breath is very fetid.

Nose stopped necessitates breathing with the mouth open.

The cavity of the mouth is covered with diphtheritic deposits and ulcers.

Very great restlessness, the patient crying out and throwing himself into all sorts of positions. (Lippe.)

An exceedingly irritating drug.

Corners of the mouth sore, cracked and bleeding, the child cannot open its mouth on account of the soreness. (On account of the swelling, Merc. sol.

The child is irritable and restless, tosses about and is cross and sleepless at night; excitable and irritable in mind as well as in body.

Throat very sore, tonsils very much swollen.

Dry cough which hurts the child so much that he cringes under it and will involuntarily put the hands to the throat, as if to modify the pain.

The child bores its fingers into and picks its nose, or nervously picks at one spot until it bleeds.

(Farrington.)

Membrane not characteristic.

Diphtheria of the Schneiderian membrane.

Submaxillary glands much swollen.

Urine may be scanty and voided frequently.

Aggravation from 3 P. M., especially fever and irritability.

(Julius Schmitt.)

Swelling of the left submaxillary gland.

Sensation of something hot in the throat, (Phyt.) more particularly during inspiration.

Constant scratching and burning in the throat, with desire to swallow.

(Hoyne.)

Diphtheritis scarlatinosa septica.

Pulse intermits every third or fifth beat. (Nit. ac.

(Lillienthal.)

Constant inclination to clear the throat of collections of mucus, which increases the burning and rawness.

Hemorrhage from the nose.

(M. Preston.)

Laryngeal forms, see preface.

Compare Nit-ac

BAPTISIA TINCTORIA.

Very much prostrated, *lies in a half stupid state, almost like one intoxicated.* (Ail.)

The face is dark and has a **besotted look.**

Discharges from the mouth and nose are horribly offensive, so much so that one might suppose that gangrene of the affected parts had taken place.

Membrane dark, and exhibits a gangrenous tendency, sometimes this characteristic is observed early in the disease.

The patient can only swallow liquids, rejects solids.

(Farrington.)

Characterized by absence of pain, although the fauces and posterior nares are œdematously swollen, with constant inclination to swallow.

Oppressed breathing unto suffocation on account of pulmonary conjection; the patient must go to the window for fresh air. (Sul.)

Stools dark and blood-steaked.

(Raue.)

Dull bruised feeling in occiput. (Igt.)

Delirium with confusion of sight and almost complete deafness.

Tongue feels as if burned or scalded, or the root of the tongue is swollen and feels numb.

Sense of duality. (Petr., Phos.)

Yellowish-brown coat down center of tongue.

Prostration.

Chilliness of lower limbs and back, with fever at night.

Compare Ail., Kali-per.

BELLADONNA.

The patient complains from the outset of much **dryness in the throat**, and *great pain on swallowing*.

The glands of the neck swell at once, the throat looks red, the neck becomes stiff.

The patient is very drowsy, his head is hot and painful.

Under such circumstances the disease may be entirely prevented from further development, even if there be diphtheritic cases in the same house.

(Lippe.)

The throat has a highly inflamed appearance; is very red and shining. (Apis.)

The eyes are very much injected.

The face is flushed.

There is throbbing of the carotids.

The pulse is very rapid.

The child complains occasionally of chilliness.

Great difficulty in swallowing, with pain running up into the ear.

(Guernsey.)

Often the remedy is in the early stage before the membrane forms, when there is congestion to the head.

This is not a prominent remedy in diphtheria, and you should *be sure* it is indicated or you will lose valuable time.

(Farrington.)

Membrane appears on right side.

Mucous membrane of throat of scarlet redness.

Right submaxillary gland swollen and exquisitely tender to touch.

Desire to swallow—must swallow or thinks he would choke if he did not—although the act is very painful.

Tongue is coated white with red papillæ shining through the coating.

Very sour smell from mouth.

Thirty, desire for lemonade which agrees.

Fever very high with a globular pulse, as if a shot were passing under the finger.

Skin so hot to touch that it leaves a hot sensation in the hand of the examiner.

Urine scanty, blood red, when getting cold a thick heavy precipitate of phosphates; or may be as clear as well water.

Patient may be very restless and excitable, starting in sleep, with high delirium, a regular ataxic condition; or he may be drowsy, with general venous congestion.

Pupils dilated, violent beating headache, often starting in the occiput and spreading to forehead.

Time of aggravation from three P. M. to three A. M.

Belladonna is often indicated in children, especially when seen early in the attack, and will then cure rapidly.

(Schmitt.)

Attempt to swallow causes lachrymation.

Drowsiness yet inability to sleep.

Pain in throat is aggravated on turning the head.

Will not lie down for fear of choking.

(Hoyne.)

Thirst for little and often. (Ars.)

Belladonna symptoms are aggravated by lying down or letting the affected part hang down.

Painful deglutition, particularly of fluids, *cerebral symptoms predominate.*

Emprosthotonic convulsions complicating diphtheria, case cured, see H. P., 8-231.

Compare Tarentula.

BROMIUM.

Children with light hair and blue eyes.

Deposit commences apparently in the larynx, and extends upward (Lac-can.), or when the membrane forms back almost over the larynx.

Stiffness of the neck. (Lachn.)

Left side worse.

Aggravation during first part of the night, better after midnight.

(Meyhoffer.)

Extraordinary weakness and violent fever.

Face injected and covered with perspiration.

Submaxillary glands swollen and painful.

Abundent discharge of thin colorless serum from the left nostril.

Breath horribly offensive.

(Teste.)

Bromine is indicated by the spasmodic character of the cough and expiration, and a tendency to cyanosis.

(Allen.)

Diphtheria of larynx, or croup.

Malignant forms.

Rattling of mucous in larynx when coughing, cough having a croupy sound.

(Hering.)

Cough with lacrymation. (Bellad.)

Aggravation from warmth.

Compare, Iodium, Bell., Hep.

CANTHARIS.

Severe burning and raw feeling in the throat (extending to stomach, Hoyne).

Great constriction of the throat and larynx, amounting almost to suffocation on any attempt to *swallow water*.

Dysuria present, even the bladder symptoms are aggravated by drinking water.

Debility is very marked.

(Farrington.)

Marked disturbance of the urinary organs; frequent desire to urinate, with burning and cutting pain.

Membrane appears in patches on posterior wall of the throat.

(Guernsey.)

The throat looks as if a blistering fluid had been applied, and there is much pain on swallowing.

(Goodno.)

Laryngeal forms.

(Neidhard).

Sinking death like turns.

Compare *Capsicum*, *Arum-tri*. Arsenic and Merc-cy.

CAPSICUM ANNUUM.

The throat *smarts* as from cayenne pepper.

Deposit covers a considerable portion of the fauces.

Sensation of constriction, accompanied by soreness on swallowing.

(Lippe.)

In diphtheria or gangrene of the throat.

Burning blisters on the roof of mouth.

Odor from the mouth like that of carrion.
(Kali-bi.)

Throat feels constricted as if spasmodically closed.

Aggravation when not swallowing. (Igt.)

In extreme cases patient becomes greatly prostrated.

(Farrington.)

Painful sensation in throat when coughing.
(Aru-tri.)

(Hoyne.)

As concomitants, under Capsicum, rectal symptoms are more apt to be present, while under Cantharis vesical symptoms predominate.

Compare Canth., Merc-cy.

CARBO VEGETABILIS.

Epistaxis, with a pale, sunken, almost hippocratic face; the blood flows persistently for hours, perhaps for days; blood is dark and rather fluid; apt to occur in old and rather debilitated persons.

(Farrington.)

Hemorrhage producing exhaustion and anæmia.

Collapsed states, cold breath, *limbs cold from the knees down*, and sometimes covered with sweat.

Sepsis and decomposition of the blood.

Compare *Secale-c.*

CONIUM MACULATUM.

Deficient circulation in the venous capillaries.

Somnolence with constantly waking up and changing position.

Incessant coughing with sawing, snoring, breathing.

Much difficulty in voiding urine which becomes turbid on standing.

Exudation dirty grayish.

(Hoyne.)

CROTALUS HORRIDUS.

Persistent epistaxis, with blood oozing from the mouth, mucus membrane of nasal cavity and often from all the orifices of the body.

(Farrington.)

Pulse small, thready and rapid, prostration profound.

Fauces swollen and dark red, mouth black and repulsive, impossible to keep it cleansed.

Difficulty in swallowing very great.

General lymphangitis and cellulitis especially of the neck and trunk, the neck, thorax, arms and hands swell and distend, sometimes enormously.

(Fisher.)

Frightful headache.

Compare the snake poisons and *Taxus-bacc.*

HEPAR, SULPHURIS CALCAREUM.

Diphtheritic croup with enormous swelling of the glands of the neck.

Dyspnœa very great.

Croupy cough with a *little* rattle.

(Julius Schmitt.)

Never to be given when there is a hot dry skin; the child is always sweaty and weak.

(Allen.)

Compare Merc.

HYDRASTIS CANADENSIS.

Chilliness, although well covered.

Beating, darting, headache not confined to one locality.

Stools consist entirely of blood.

Epistaxis is a prominent symptom.

(Hoyne.)

Aggravation from least exposure to cold.

Compare Kali-bi.

IGNATIA AMARA.

Commences on the right side.

High fever.

Delirium characterized by a fearfulness or dread (during sleep; Ivins).

Soreness of throat greatest between the acts of deglutition. (Caps.)

Pains in the back of the head, nuchæ, and sometimes in ears.

We give Ign. 200 or 1,000, three or four doses at intervals of three or four hours then wait one or two days.

A repetition of the medicine will hardly be necessary.

Anterior cervical glands swollen.

(Guernsey.)

Greenish yellow patches, green vomiting and green stools.

Seldom painful.

Suppression of urine.

Stitches extending from throat into ears.

Craves ice water. (Ars.)

Much sneezing and coryza.

Irritable and whining. (Apis, Sul-ac.)

Compare Apis, Phyt.

IODIUM.

Diphtheria primary in the larynx (Brom.); thin brunettes with large appetites.

(Goodno.)

Membrane white velvety, white grayish or pale ash colored.

All symptoms are worse from heat, patient wants to be uncovered (Secale), feels hot.

Ravenous hunger and is worse when hungry.

KALI BICHROMICUM.

When diphtheria assumes a croupous form.

Membrane thick, decidedly yellow looking like wash leather.

Discharges from mouth decidedly ropy and stringy.

Mucus thick tenacious.

(Farrington.)

The patient is in an almost unconcious condition, when aroused from it or when awaking from apparent sleep he complains most or feels worse (same as Lachesis).

He often awakens with a desire to cough, or to hawk up detached portions of the diphtheritic deposit; while making this attempt he throws off tough, ropy, yellow, discolored mucus.

The fetor is very great.

Deposit covers the throat, uvula, tonsils, and even roof of mouth, and is of a yellow grayish color.

The patient becomes hoarse, indicating an extension of the disease into the larynx and air passages.

The tongue is either quite red or covered with a thick yellow substance.

The (right) parotid gland is much smaller, and upon deglutition the pain shoots up to the ear and down the neck of the affected side.

(Lippe.)

The disease extends into the throat (and bronchia), producing a croupy cough in paroxysms, with expectoration of viscid, tough mucus, which may be drawn out in long strings.

Tough and stringy discharge from the nostrils.

Pain in the left ear.

Swelling of the parotid and submaxillary glands.

Eruption upon the skin, which looks like that of measles (Like scarlatina, Ail., Apis).

The tongue is red raw (Aru-tri.), and shining.

(Guernsey.)

Membrane greenish gray or brownish yellow.

Swelling of tonsils and submaxillary glands.

Œdematous swelling of uvula. (Apis, *Nat-ars.*)

Choking spells.

Pain in throat extending to ear, worse when protruding tongue.

Desire for beer, very thirsty.

Time of aggravation from 2 to 3 A. M.

Deposits on nose, pharynx, larynx, vulva, and vagina.

Expectoration *very stringy*, white mucus or thick yellow chunks; or streaked with blood.

Nasal discharge yellow and excoriating.

(Julius Schmitt.)

Odor of decaying meat from the mouth.

(Caps.)

Thickness and tenacity of the false membrane.

(Hughes, Ludlam.)

Compare Merc-cor., Phyt., *Puls.*

KALI CARBONICUM.

Large hard swelling of the glands.

(Goodno.)

Swelling between brows and lids like a sac.

KALI CHLORICUM.

Rapid progress, severe cases.

Violent pain in the throat.

Fainting fits.

(Goullon.)

Very rapidly developing anæmia (blood changes), and especially for the complicating nephritis.

(Goodno.)

Offensive effluvia.

(Joslin.)

Compare Kali-mur.

KALI MURIATICUM.

Numerous small gray ulcers studded over mucus membranes. (Canth.)

Excessive secretion of tough stringy mucus.

Throat dry and sore.

Voice husky and hoarse.

Watery frothing from the mouth.

Ravenous appetite followed by total anorexia.

Sputa white as milk.

(Lillienthal.)

Amelioration from cold drinks.

Compare Kali-bi., Kali-chlor.

KALI PERMANGANICUM.

Throat swollen both outside and inside; œdematous. (Apis.)

Membrane horribly offensive.

Thin excoriating discharge from the nose.

Fluids taken by the mouth return by the nose.

Extreme fetor is the characteristic.

(Farrington.)

If abdominal pain, *offensive* diarrhoea, or irritable stomach develop, this medicine is doubly indicated.

(Goodno.)

œdema of soft palate and uvula.

Gangrenous suppuration, mouth and throat covered with a black foul exudate.

Scab like membrane, with erosion beneath.

(Ars.)

Sub-mucus tissue dark and dry.

Face purple.

Compare Apis, Arsen., Bap., Crotalus-h., Kali-phos., *Nit-ac.*, *Secale-c.*

KALI PHOSPHORICUM.

Marked putrid, gangrenous condition and fearful stench from mouth.

Easy bleeding of gums. (Merc.)

Fauces look as if spread over with black liquid mustard.

Gangrenous ulcers in mouth and cheeks.

Watery diarrhœa, like rice water, or stools golden yellow, or of pure blood, *often involuntary and hot.*

Paralysis following diphtheria.

(Schüssler, Lillienthal.)

Many symptoms are relieved by belching.

Compare *Crotalus-h.*, Kre.

KREOSOTUM.

Malignant diphtheria, when confined to fauces.

Mucus membrane becomes black, soft and necrotic; this process may extend to œsophagus.

Vomiting.

Especially in scrofulus and lymphatic patients.

(Lillienthal.)

Compare *Amm-c.*, *Crot-h*

LAC CANINUM.

Membrane white like china.

Mucus membrane of throat glistens, as if varnished; throat very sensitive to touch externally.

Membrane begins on the left side, but leaves one side and goes to the other repeatedly.

Swallowing very difficult, painful, almost impossible.

Desire for warm drinks.

Aversion to liquids, especially water.

Fluids return through nose.

Absolute necessity for constant change of position.

Pricking cutting; when swallowing, shooting up into ears.

Post-diphtheritic paralysis; diphtheritic croup.

Scrofulous constitutions, (Amm-c.); glands swell and subside, changing.

Worse in stormy weather.

Nasal discharge offensive, excoriates nose and upper lip.

Beginning in larynx and going upward.
(Brom.)

Partial suppression of urine.

Œdema of pharynx.

Hot palms.

Corners of mouth sore. (Aru-tri.)

(Lippe.)

Croupy cough making patient cry. (Aru-tri.)

Erratic disposition of symptoms; pains constantly flying from one part to another.

Compare Apis-m., Aru-tri., Lachesis.

LACHESIS.

The diphtheritic deposits first show themselves on the left tonsil, from thence extending to the right side, and then spreading farther.

The neck is stiff, or the external throat sore and quite tender to the touch.

The patient coughs and feels worse when awaking from sleep.

Expectoration very difficult and scanty.

Great loquacity, is only kept in check by the hoarseness.

(Lippe.)

General symptoms much severer in comparison to the local ones than one would suppose.

Violent prostration before local symptoms appear.

Pulse slow, weak, small.

Perspiration cold, clammy.

Fetor oris.

(Dunham.)

Sense of constriction, as if the throat were suddenly closing up, or as if there were a lump in the left side of the throat which he must constantly swallow, but which as often returns.

Better by swallowing solids, while liquids and empty swallowing increases the annoyance and pains.

Irritating cough, especially apt to come as he drops off to sleep, arousing him as if he were choking.

He can bear nothing to touch the larynx or throat, so he loosens his neck band.

Thin sanious, and excoriating discharge from the nose; a dangerous objective symptom.

Early gangrenous state, and increased danger of systemic infection.

Swelling of the glands and cellular tissue about the neck, so great that the neck becomes even with the chin and sternum.

Lymphatic glands swollen, dark purplish hue and threaten suppuration, pus not laudable.

The child is drowsy even though feverish.

Weak heart, feeble pulse and *cool extremities*.

Laryngeal forms, patient *arouses* from sleep, smothering, and has a croupy cough.

Sometimes on arousing from sleep there is a feeling as of needles in throat, which creates suffocation.

When the tonsils are very much swollen fluids return through the nose.

Fauces a dark purplish color.

Stools have a *horribly offensive* odor.

Tip of tongue red, blistered along the edges.

(Apis.)

Sore mouth, roof of mouth sore. (Phyt.)

(Farrington.)

Spitting large quantities of ropy mucus.

Puts the trembling tongue out with difficulty.

Tongue pointed. (Apis.)

Aggravation from hot drinks.

(Hoyne.)

Peculiar steady hard ache all over, compelled her to change position constantly.

(Boyce.)

Does not want to be alone.

Musty odor of breath.

Can not bring tongue backward, it pains on back of tongue.

Painful deglutition, pain shooting into left ear.

Left submaxillary gland swollen.

Scanty albuminous urine.

(Hering.)

Asthenia from the start.

Intense pain accompanying an apparently small amount of inflammation,

Excessive perspiration and cardiac debility.

Aggravation from swallowing saliva and from hot drinks.

Amelioration from cold drinks.

(Lillienthal.)

Urine scanty and frequent.

Occipital headache.

Pain from vertex down to nape of neck.

Desire for coffee (reverse Sul-ac.) and cold drinks which relieve throat symptoms.

Aggravation at 2 P. M.

(Julius Schmitt.)

Gangrenous changes in the throat.

(Goodno.)

Drooping eyelids.

(Wesselhœft.)

Discharge from mouth and nose fetid.

Extremities mottled and livid. (Secale.)

Dark rash on body.

(Hale.)

Compare Lac-can., Crot-h., Naj., Phyt.

LACHNANTHES TINCTORIA.

Very stiff and painful neck, drawn to one side.

(Guernsey.)

Stiffness of left side of neck, so that patient has to sit with head bent to the other side, and has

to move the whole body in order to turn from one side to the other.

(Julius Schmitt.)

LYCOPODIUM CLAVATUM.

Deposits begin on right tonsil and from there extend farther.

Swelling of all the glands of the neck.

Perfect stupor.

Diminished secretion of urine.

Grinding of the teeth as well during the heavy stupor as when fully awake.

(Lippe.)

Aggravation from 4 to 8 P. M.

A constant desire to swallow almost amounting to a spasm of the throat, with violent stinging pains.

Patient bores and picks at the nose. (Aru-tri.)

High temperature.

Nose is stuffed up, cannot breathe through it at night.

Tonsils and tongue much swollen, so that he is obliged to open the mouth and protrude the tongue in order to get breath, causes a silly expression.

A dull throbbing ache at root of nose, or over eyes.

Always worse after sleep, even after a short nap.

Crying out in sleep.

Awakes frightened or cross and angry.

In still worse cases the child is unconscious and in a deep sleep.

Lower jaw drops.

Urine scanty or even suppressed and what does pass stains the bedding or clothing red, and deposits a red sand.

Breathing rapid and rather rattling and a little like snoring.

Every symptom points to impending paralysis of the brain.

Worse from swallowing liquids especially cold drinks—milk.

(Farrington.)

Sensation when swallowing as if the head opened, and pain shooting down into the abdomen.

When sitting up pain shoots through the head.

(Hoyne.)

Right submaxillary glands swollen, but not so tender to touch as in Belladonna.

Desire for warm drinks which are grateful to the throat.

Wing-like motion of the alae nasi.

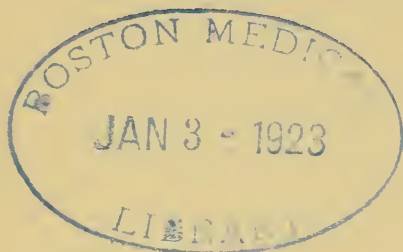
(Julius Schmitt.)

Great fear of being left alone.

Cannot bear to be covered.

Frequent jerking of the lower limbs, mostly with a groan, when awake or slumbering.

(Raue.)



MERCURIUS CYANATUS.

Much prostration from the first. (Lach.)

Pulse quick, 130-140, no volume at all.

Membrane at first white, covering "velum palati" and tonsils.

Glands soon begin to swell, after swelling of glands membrane becomes dark, threatening even to become gangrenous.

No appetite.

Breath fetid.

Tongue coated brown, in some cases black.

Nosebleed sets in, dangerous symptom.

Expectoration thick, ropy.

Harsh, barking, croupy cough with dyspnoea, diphtheria of the larynx.

One of the very best remedies, when of an adynamic or malignant type; *extreme weakness*.

Blueness of the surface, coldness of the extremities, poisoning of the blood.

(Farrington.)

Collapse showing at the commencement of the disease.

Membrane surrounded by a narrow, intensely red rim.

Bleeding easily. (Nit. ac.)

Nose stopped.

Tip of tongue dark red, papillæ filiformes much swollen, middle and back part coated a dirty yellow.

Swallowing extremely difficult.

Upper half of body profuse, viscous perspiration, cold on forehead and cheeks.

(Villers.)

Often indicated after Apis; when the exudate invades the nose, and there is excessive debilitating perspiration, even from slightest motion.

(Allen.)

Excessively putrid cases without much glandular invasion.

Rapid course of the disease.

Membrane dark gray or blackish, green, thick, leathery, fauces red.

(McMichael.)

Incessant salivation.

Heart so weak that the least change of position causes fainting.

Compare Kali bich., Kali chlor.

MERCURIUS DULCIS.

If there be grass green and very offensive diarrhoea, this remedy is strongly indicated and should be given at once.

(Ivins.)

MURCURIUS IODATUS FLAVUS.

Deposit begins on the right side, involving tonsils and *posterior nares*.

Swelling of the glands of the neck.

Excessive accumulation of *tenacious* mucus in the throat, causing a great deal of hawking.

Tongue red at tip and margin.

Base and posterior part of tongue coated thick, dirty yellow.

(Farrington.)

Deposits begins on the arches of the palate.

Glands of the neck swell very rapidly.

General condition of œdema of the throat and neck.

(Lippe.)

Great difficulty in swallowing, with great pain in the throat.

Salivary glands much swollen and painful.

Very offensive smell from the mouth, and fetid discharges from the fauces and nares.

(Guernsey.)

Nostrils dilate with every respiration, and the pit of the stomach is drawn in at every inspiration, larynx involved.

(Sorge.)

Great thirst for cold water.

Craves acid drinks.

Can only swallow in sips as throat is so full.

Salivation makes the chin sore.

Deposit albuminous and easily detached
(Carb-ac.)

(Lillienthal.)

The iodides of mercury are homœopathic to a very small percentage of cases of diphtheria, and when given on insufficient indications they prolong and render the disease intractable.

MERCURIUS IODATUS RUBER.

Deposit begins on left side, left tonsil inflamed, yellowish-gray membrane.

Glands of neck swollen, cellular tissue about the throat is also involved.

Accumulation of *slimy* or sticky mucus in the throat and mouth.

Worse from empty swallowing; and swallowing saliva excites more pain than does swallowing food.

(Farrington.)

Craves well-salted food.

Tonsils swollen out of proportion to the amount of exudate present.

Compare the Mercuries, Rhus t., *Lach.*

MERCURIUS SOLUBILIS HAHNE- MANNI.

Profuse salivation.

Profuse perspiration.

Offensive breath.

Swelling of the submaxillary glands.

(Guernsey.)

Membrane commences on one side of the arches or uvula.

Mucus membrane of throat purplish.

Tongue shows dirty gray coating, is flabby, and takes the imprint of the teeth.

Ptyalism and bleeding of the gums.

Submaxillary and parotid glands swollen hard preventing separation of the jaws (which seems to be very characteristic of this remedy).

Profuse clammy perspiration at night.

Desire for milk.

(Julius Schmitt.)

Membranes grayish, thick with shred-like borders, adherent or free.

Tongue covered with a white tenacious coat, that is detached in shape of little skins.

(Hoyne.)

Compare Sul-ac.

MERCURIUS SUBLIMATUS CORROSIVUS.

Uvula elongated, and swollen dark red. (Nat ars.)

Intense burning in the throat, is rendered intolerable by external pressure.

Violent constriction of the throat, attempts at swallowing either liquids or solids cause violent spasms of the throat, with ejection of liquid or solid.

Destructive inflammation of the throat.

Pulse quick, weak and irregular.

(Farrington.)

Nasal hemorrhage.

Offensive and dark or yellowish white false membrane in the nasal passages and pharynx.

Ulcers on the inside of the cheeks. (Mur-ac., Nit-ac.)

Salivation and secondary stomach trouble.
(Kali per.)

(Houard.)

The breath often has a faint ether-like odor;
(Ver-vir.) (This I have often verified.)

Used empirically and without exact indications, by many, especially pathological prescribers.

Compare Bell., *Canth.*, *Nat. ars.*

NAJA TRIPUDIANS.

Impending paralysis of the heart.

Patient wakens from sleep gasping and blue.

Pulse intermittent and thready.

Larynx invaded, patient grasps at throat, with sensation of choking.

Fauces dark red.

Breath fetid.

Short hoarse cough, raw feeling in larynx and upper trachea.

(Farrington.)

Suffocating spells on lying down, and suffocative cough after every sleep however short.

(Preston.)

Compare Lach.

NATRUM ARSENICICUM.

Great prostration and

Not much pain.

Uvula hangs down like a sack of water.

Throat a dark purple hue, with great swelling.

(Farrington.)

Fauces and pharynx look dark red and glossy.

Compare Apis, under which, however, the throat looks a brighter red, otherwise they are very similar.

NATRUM MURIATICUM.

Swelling of the submaxillary glands and lymphatics.

Mapped tongue.

Hydroae on lips.

Burning in the throat.

After application of caustics, especially Nitrate of Silver.

(Raue.)

Constant hawking with a feeling of dryness in the throat.

(Hoyne.)

Cracks and sores in the corners of the mouth.
(Arn-tri.)

A beady streak of slime on each side, near the edge of the tongue.

This remedy cured, a case of diphtheritic croup following tonsillar diphtheria.

Compare Ranun-s.

NUX VOMICA.

Putrid taste in the pharynx. (Marum-ver.)

Tongue coated thickly yellowish.

Foul breath (so offensive as almost to drive one out of the room).

Pain in small of back.

Constipation.

(Hoyne.)

Dark gray patches on right tonsil.

Fauces purplish.

Stitches through *both* ears during deglutition.

Patient very much concerned about himself.

Chilly when uncovering.

Perspiration smells like horse's urine.

Aggravation at four P. M.

(Julius Schmitt.)

Compare Igt., Rhus-t., Hep. s-c.

OPIUM.

Suffocative attacks during sleep.

Cough with dyspnoea and strangling.

Blue face.

Profuse perspiration on the whole body.

Trachea attacked.

(E. W. Crooks.)

PETROLEUM.

Membrane commences on the left side, then spreads to the right, then to uvula, exudation white like china, followed by a bland discharge from right nostril, then from left, membrane in nose gray.

Tongue pointed and purple.

Mucus membrane of throat dark red and glistening. (Apis, *Nat-ars.*)

Fetid odor from mouth.

Stitches in left ear when opening mouth.

Soreness of bridge of nose, cannot stand the slightest touch, from very beginning of sickness.

Later, slight swelling of both upper eyelids.

Discharge from the inner canthi of both eyes.

Desire for beer, and brandy in water.

(Julius Schmitt.)

Compare *Kali-carb.* and the carbons.

PHYTOLACCA DECANDRA.

In the beginning of the disease, when there are *creeps, chills and backache*.

Weakness.

Faint feeling on sitting up in bed.

Throat dark, almost purple.

Great burning in the throat.

Great pain in the root of the tongue when swallowing. (Lach.)

Aggravation from hot drinks.

(Farrington.)

Pain in *forehead of a dull aching* character, increased by motion, head hot, face livid, skin dry and *harsh*. (Smooth—Bell.)

Great prostration.

Weakness of the upper extremities.

Drowsiness.

Nausea, vomiting and frequent diarrhoea.

Stiffness of the neck.

Redness and swelling of the soft palate, tonsils, œsophagus, and frequently the roof of the mouth.

Constant inclination to swallow, accompanied by more or less pain.

Taste metallic or lost.

Tongue raw, with blisters on the side and feels rough.

Appetite lost.

Saliva increased. (Decreased—Bell.)

Offensive breath.

At a late stage of the disease vision is impaired and the hearing dull.

(Hoyne.)

Violent pains in the head, neck, back and limbs, general aching.

Choking sensation in the throat.

Sensation as if a ball of hot iron had lodged in the throat. (Aru-tri.)

Rawness in throat.

Pharynx dry, rough, feels like a cavern.

Soft palate looks fiery red.

Tongue red at tip.

Diarrhœa with pain in umbilical region.

Trembling of hands and limbs. (Mur-ac.)

Scarlet eruption over body.

Violent fever.

Contracting pains in the muscles of the legs and ham-strings.

The salivation of *Phytolacca* is antidoted by *Nit-ac.*

Compare. Aru-tri. Bap. *Rhus-t.*

PLUMBUM IODATUM.

Scabs with foul smelling ichor, most horrid tendency to sloughing.

Paralytic weakness of extremities.

Excessive prostration.

Gangrene of the exudate and mucus membrane.

Hands and feet cold.

(Schüssler.)

Compare *Arsenicum-alb.*, Carb-v., Secal-c.

RANUNCULUS SCELERATUS.

Denuded patches on the tongue, the remainder of the organ being coated.

Burning and rawness.

(Farrington.)

Compare Nat-m.

PULSATILLA.

Backache, high fever, frontal headache, with pains in the eyes aggravated by turning them *upwards*.

Restlessness.

Thirst for little and often, which water relieves.
(Reverse Aru-tri.)

Throat dark, purplish, with *prominent veins*.

Scraping and dryness.

Difficult swallowing.

Discharges, when thin, are excoriating, but when thick, are bland.

(B. G. Clark.)

RHUS TOXICODENDRON.

In severe cases.

Membrane is dark in color.

Bloody saliva runs out of the mouth during sleep.

Inflammation of the glands about the neck, with a dark erysipelatous hue.

Patient takes on a typhoid condition.

Transparent jelly like reddish discharge from the bowels during or after stool.

(Farrington.)

Membrane grayish white mostly on both tonsils.

Pharynx greatly inflamed.

Swallowing very painful.

Submaxillary glands somewhat swollen.

Tongue coated white with an inclination to become dry.

A triangular red space at its point, *apex of triangle pointing backwards.*

Great restlessness on account of pains in back and limbs.

Desire for oysters.

(Julius Schmitt.)

Lips and teeth covered with sordes.

Mottled eruption about joints, chest and abdomen.

Corners of mouth cracked raw and bleeding.
(Aru-tri.)

Low muttering delirium.

Hot shrivelled skin.

Aggravated toward night fall.

(Fisher.)

Indicated especially by extensive swelling of the lymphatics and cellular tissue. Prescribed upon this symptom it has repeatedly controlled all serious symptoms and transformed a severe case into a mild one.

(Goodno.)

When a typhoid condition sets in give Rhus-t. if there is thirst, if not, Apis-m.

(Martin.)

Restless and wants to be carried about.

Worse when beginning to swallow.

Child wakes up every now and then complaining of pain in the throat.

(Raue.)

Compare Arsenicum.

SANGUINARIA CANADENSIS.

Intense heat and redness of throat, amounting to a burning sensation; choking feeling when swallowing; pearly coating on fauces and tonsils; worse on the right side; right tonsil most inflamed.

Palate and fauces covered with a continuous coating of pearly fibriuous exudation.

Burning in pharynx and œsophagus.

Putrid sore throat.

Ulcerated sore throat, with dryness, loss of smell and taste. (Nat-m.)

Throat feels raw; mouth and throat feel almost denuded of mucous membrane. (Aru-tri.)

Roof of mouth and uvula sore and burning. (Phyt.)

Burnt feeling on tongue.

Red streak through middle of tongue.

Sore throat on right side; pains extending to ear and to the chest, with burning in the stomach; nausea and vomiting.

SECALE CORNUTUM.

Emaciation and atrophy, dry, wrinkled, withered skin.

Great putridity and prostration.

Hemorrhage of dark, thin, disorganized blood from mouth, nose and bowels.

Wants to be fanned all the time. (Carb-v.)

Pulse weak and thready.

Whole child smells cadaverous.

Involuntary diarrhœa of cadaverous, thin dark, even black stools, stools tarry, form intestinal oozing.

Mouth and throat putrid and exudate dry and shriveled. (Ars.)

Offensive, sanious secretion underneath membrane and in posterior nares and nostrils.

(Fisher.)

Great aversion to being covered.

Compare *Crotalus h.* and *Arsenicum alb.*; the distinction between these and *Secale* lies in the behavior of the patient toward heat.

SULPHUR.

Membrane first appears on posterior wall of pharynx and extends upwards and forwards.

The whole back part of throat to palatine arches appears in a state of ulceration or sloughing.

Frequent sinking spells; hot flashes; weak, rapid pulse.

The best-selected remedies only palliate.

(Farrington.)

Membrane yellowish, commencing on either side of throat.

Mucus membrane livid or bright red.

Tongue coated white with red border, or yellow, as if sprinkled with Sulphur.

Thirsty, but vomits everything.

Very restless, must move about in bed, but movements start chills on back, running from below upward.

Clammy, cold perspiration.

Shooting pains from back of neck into left ear.

Empty, gone feeling in stomach.

Faints easily.

Cold drinks do not agree with stomach.

Desire for beer.

(Julius Schmitt.)

Slowly progressing cases in psoric persons.

(Ivins.)

Very little swelling.

Empty swallowing more painful than that of liquids.

Flashes of heat.

Burning feet, puts them out of bed.

If eruption is present it itches on becoming warm.

Fever, with sharply circumscribed redness of cheeks.

TARENTULA CUBENSIS.

Diphtheritic fever in its highest forms with delirium.

Symptoms seem to call for Belladonna and Mercury at the same time.

Membrane covering both tonsils and uvula.

Neck much swollen.

Excessive fetor oris.

High fever, delirium, vomiting and great prostration.

Hot, fiery, red face, pungent heat of surface of body.

Drowsy, with starting in sleep.

Violent onset, tendency to vomit.

(Martin.)

Tendency to gangrene and sepsis.

Compare Brom.

VERATRUM ALBUM.

Hoarseness, cough, and difficulty of breathing increased by paroxysms, regularly or not, symptoms during paroxysm simulating a congestive chill.

Collapsed states.

(A. D. Colton.)

Croup, after midnight, with cold sweat on the forehead.

ZINCUM METALLICUM.

Disease starting in pharynx and goes down to the larynx.

Much infiltration of the glands.

Great pallor. (Sul-ac.)

Very feeble and irregular pulse.

Hands and feet cold.

Delirium or coma with severe prostration.

(Woodward).

Compare Sul-ac.

REPERTORY.

- Abdominal pain: **KALI-PER.**, **Nit-ac.**, phyt.
- Aching, general: **Bapt.**, **Igt.**, **lac-can.**, **PHYT.**, **rhs-t**
- Air, admitting aggravates: **Ail.**, **apis**, **Merc-sol.**
- Anorexia: **NAT-AR.**
- Aphonia, hoarseness, etc.: **Am-cau.**, **apis**, **Bap.**, **Kali-bi.**, **lach.**, **merc-cy.**
- Aversion to bread: **Con.**, **ign.**, **kali-c.**, **lach.**, **Lyc.**, **NAT-M.**, *nit-ac.*, **Nux-v.**, **Puls.**, *rhs-t.*, *sul.*, **tarent.**
- coffee: **Bell.**, **kali-bi.**, *lyc.*, *merc-sol.*, *nat-m.*, **NUX-V.**, *rhs-t.*, **Sul-ac.**
- covered, being: *Lyc.*, **Secale.**
- fat food: **Ars.**, **bell.**, **Carb-v.**, *hep.*, **Merc-sol.**, **Nat-m.**, **PETROL.**, **Pul.**, *rhs-t.*, *sang.*, *secale*, *sul.*
- meat: **Am-c.**, *ars.*, **bell.**, **Carb-v.**, **caust.**, **igt.**, **kali-bi.**, **kali-c.**, **kre.**, **lach.**, **Lyc.**, *merc.*, **MUR-AC.**, *nat-m.*, *nit-ac.*, **nux-v.**, **PETR.**, **Puls.**, **Rhs-t.**, *secale*, **SUL.**, **tarent.**, **Zinc.**
- milk: **Am-c.**, *ant-t.*, **bell.**, *carb-v.*, *ign.*, **nux-v.**, **Pul.**, *sul.*
- water: **Bell.**, *canth.*, **caust.**, **HYO.**, **lyc.**, **LAC-CAN.**, *nat-m.*, **NUX-V.**
- Breathing, impeded: **APIS.**, **Ars.**, *aur-tri.*, *hep.*, **Kali-bi.**, *lach.*, *lyc.*, *mer-cy.*, **NAJ.**, *phyt.*, *sul-ac*
- Brownish, parts are: **Lyc.**
- Burning: **ARS.**, *ars-i.*, **ARU-TRI.**, *bell.*, *canth.*, **Caps.**, **lach.**, *merc-cor.*, *nat-ar.*, **Nit-ac.**, *phyt.*, *sal-ac.*, *secale*, *sang.*, *sul.*

- Chills** : Bap., Bell., igt., **PHYT.**, sul. (agg. motion).
- Cold**, aggravates: Ail. (air), ars., canth. (water), lac-can., **LYC.** (milk), mer-sol. (air), nit-ac., *phyt.* (weather), saba., sul.
- Cold**, ameliorates: **Apis**, lac-can., **LACH.**, *mer-i-f.*, **Naj.**, *phyt.* (drinks), sang. (air).
- Constriction**, choking, etc.: Ail., apis, bap., **BELL.** (amel. swallowing), brom., **Canth.**, caps., hep., lac-can., **LACH.**, *lyc.*, *merc-cor.*, **Phyt.**
- Convulsions**: **BELL.**, *lyc.*
- Cough** : Aco. (agg.), caps. (agg.), hep. (agg.), lac-can. (evening), *lach.*, *mer-cy.*
- Croup**, larynx, etc.: **ACO.**, apis, *aru-tri.*, brom., **Hep.**, iod., **KALI-BI.**, lac-can., *lach.*, *mer-cy.*, *mer-i-f.*, **Naj.**, **Nit-ac.**, sang., **Spo.**
- Cutting pain**: Amyg., apis, **BELL.**, **Igt.**, *lac-can.*
- Dampness**, agg.: **Phyt.**, **Rhs-t.**
- Dark**, parts are, blueness, etc.: **Ail.**, amyg., ars., **BAP.**, **CROT-H.**, *kali-bi.*, **Lach.**, *mer-cor.*, *mer-cy.*, *mer-i-r.*, *mer-sol.*, *mur-ac.*, *naj.*, *nat-ar.*, *nit-ac.*, *nux-v.*, *petr.*, **Phyt.**, sul., sul-ac.
- Desires acids**, juicy things, etc.: **Ars.**, bell., **Hep.**, ign., kre., *lach.*, *mer-i-f.*, *puls.*, sul., sul-ac., **VERAT-A.**
- beer: *Ars.*, **KALI-BI.**, *lach.*, **Merc.**, **Nux-v.**, **Petr.**, **Puls.**, **Rhs-t.**, *sul.*
- coffee: *Ars.*, caps., **Con.**, **LACH.**
- cold things: **ACO.**, **Ant-t.**, **ARS.**, *mer-cor.*, *merc-sol.*, **RHS-T.**, **VERAT-A.**
- fat food: *Ars.*, hep., **Nit-ac.**, *nux-v.*
- milk: *Apis*, ars., bapt., **Mer-sol.**, *nux-v.*, **RHS-T.**, sul.

Desires.

oysters: Apis, **Lach.**, lyc., *nat-m.*, *rhs-t.*

salty things: **CARB-V.**, **Caust.**, **Con.**, **NAT-M.**,
nit-ac., **VERAT-A.**

spiced or highly flavored things: **HEPAR**, lac-can.,
Sang., **SUL.**, *tarent.*

sweet things: **Am-c.**, **Kali-c.**, **Lyc.**, nux-v., petr.,
Rhs-t., sul.

uncertain, don't know what: **Igt.**, lach., **Pul.**, sang.

warm things: *Ars.*, bell., carb-v., kre., **Lac-can.**,
Lyc., mer-cor., sul.

wine: *Aco.*, **Hep.**, *lach.*, pul., **Sul.**

Diarrhœa: **ARS.**, **Bap.**, *crot-hor.*, **KALI-PER.**,
kali-pho., mer-cy., merc-dulc., **Mur-ac.** (involun-
tary), naj., phyt., rhus-t. (red).

Discharges, acrid: **Ail.**, am-cau., **Ars.**, **ARU-TRI.**,
kali-bi., lac-can., lyc., mer-i-f., mer-sol., **NIT-AC.**

bloody: Apis, ars., **ARU-TRI.**, mer-i-f., **NIT-AC.**,
Rhs-t., *sub-ac.*

lumpy: **KALI-BI.**

profuse: Apis, merc-sol.

ropy, stringy, etc.: Am-cau., **KALI-BI.**, lach.,
mer-cy., mer-i-f.

thin: **KALI-PER.**, **Nit-ac.**

Drowsiness, stupor, etc.: **AIL.**, apis, **Bap.**, **Bell.**,
kali-bi., **LACH.**, **Lyc.**, **OPI.**, *phyt.*, sul-ac.

Dryness: *Aco.*, ail., apis, ars., aru-tri., **BELL.**, igt.,
kali-per., lac-can., **Lach.**, lyc., **Mer-cor.**,
mer-sol., phyt., *sang.*, sul.

Ears, deaf: **Bap.**, phyt.

invaded: *Ars.*, iod.

pain extends to: *Apis*, **Bell.**, brom. (r), carb-ac.,

Ears, pain extends to.

hep, igt., kali-bi., lac-can., **Lach.** (1), merc-sol.,
Petr., phyt., sang., sul.

Excoriated, parts look: Aru-tri.

Eyes injected: **BELL.**, mer-i-r.

lids droop: Apis, bell., **CAUST.**, **Con.**, gels., kali-bi.,
lac-can., *lach.*, lyc, naj., nat-m, nux-v., op.,
RHS-T., sul., ver-v., zinc.

vision bad: Apis, gels., **LACH.**, **Phyt.**, nux-v., sil.

Face, blue: Mer-cy., **Naj.**

dark: **Ail.**, **BAP.**, *carb-v.*, lach., **Nit-ac.**, op., sul.

hot: Bap., **BELL.** (and skin), tarent.

pale: *Carb-v.*, nat-m., **SUL-AC.**

Faintness on rising: aco., **PHYT.**

Fetor: Ail., apis, ars., ars-i., **ARU-TRI.**, **BAP.**,
Carb-ac., **CROT-H.**, iod., **Kali-bi.**, **KALI-PER.**,
Kali-pho., **Kre.**, lac-can., **Lach.**, lyc., *mer-cy.*,
mer-i-f., *mer-sol.*, naj., **Nit-ac.**, petr., phyt., sul-ac.

Fever: Apis, **BELL.**, crot-h. (like hectic), igt., lach.,
lyc., mer-cy., *mer-i-f.*, nit-ac., **Phyt.**, sul. (flashes),
TARENT.

wanting: *Apis*, ars., **MER-CY.**

Fulness: Ail., Apis, Bell., phyt.

Gangrene: Ail., am-c., Ars., **ARU-TRI.**, *bap.*, bell.,
canth., carb-ac., carb-v., **Crot-h.**, *kali-ph.*, *kre.*,
Lach., **MERC-COR.**, **Mer-cy.**, mer-sol., *mur-ac.*,
nit-ac., *phyl.*, **Secale**, sul., sul-ac, tarent.

Glands, pain extends to: Merc.

swollen: Ail., apis, ars., *ars-i.*, **ARU-TRI.**, *bap.*,
BELL., carb-ac., hep., iod., *kali-bi.*, lac-can.,
lach. (1), lyc. (r), mer-cy., **Mer-i-f.**, mer-i-r.,
mer-sol. (painful), nit-ac., **Rhs-t.**

Glistening, parts look: *Apis*, bell., *Kali-bi.*, **Lac-can.**,
pho.

Gums, pains extend into: *Lach.*

Hairs in throat, sensation of: *Ars.*, sul.

on tongue: *Kali-bi.*

Head, congestion to: *Ail.*, *apis*, **BELL.**, lyc., *Phyt.*,
Rhs-t., **TARENT.**

occipital pain in: *Ail.*, *Bapt.*, **Bell.**, **CROT-H.**,
igt., *lach.*, *phyt.*

Heart, weak: **Apis**, *aru-tri.*, **Lach.**, *mer-cy.*, **NAJ.**,
nat-ar.

Hemorrhages: *Ars.*, *aru-tri.*, **CROT-H.**, *kali-bi.*; *lac.*
an., **Lach.**, *mer-cor.*, **Merc-cy.**, *mer-sol.*, *mur-ac.*,
Nit-ac., *phos.*, *rhs-t.*, *secale.*

Inflammation: *Aco.*, *ail.*, *bap.*, **BELL.**, lyc., *mer-cor.*,
mer-cy., *mer-i-f.*, *mer-sol.*, *mur-ac.*, *nit-ac.*, **Phyt-**

of arch of palate: *Am-cau.*, *mur-ac.*, **Mer-i-r.**, *nit-ac.*

intense, with slight pain: **Apis.**

mouth of: *Kali-bi.*

pharynx: *Am-cau.*, *mer-i-f.*, **Nit-ac.**

slight: *Carb-ac.*, *lac-can.*

but great pain: **LACH.**

tonsils: *Ail.*, *am-cau.*, *bap.*, *bell.*, *canth.*, *igt.*, *lach.*,
Mer-i-f., *mer-i-r.*, **PHYT.**

uvula of: *Bell.*, *kali-bi.*, *mer-sol.*, *nat-m.*

velum of: *Am-cau.*, *phyt.*, *sang.*

Inhaling agg.: *Aru-tri.*, **Mer-sol.**

Irritability: *Aru-tri.*, **LYC.**, *nux-v.*

Lips, fissured: *Ail.*, *am-c.*, **ARU-TRI.**, *bap.*, *carb-ac.*,
caust., *lac-can.*, lyc., *mer-sol.*, *nat-m.*, **Nit-ac.**,
zinc.

Lips.

licking, constant: **ARS.**, Puls.

picking at: **ARU-TRI.**, *ars.*, **Nit-ac.**, nux-v., zinc.

Loquacity: LACH.

Lump, sense of: Apis, bell., hep., **Igt.**, kali-bi., lac-can., **LACH.**, lyc., mer-i-f., mer-i-r., mer-sol., *phyt.* (hot), sul.

swallowing solid food, on: lac-can.

MEMBRANE.

Absence of, with symptoms of the disease: Aco., bell., **Lach.**

Adherent: Apis, KALI-BI., mer-cy., petr., phyt., *sul-ac.*

Arch of palate on: Am-cau., APIS, mer-cy., **Mer-i-f., Mer-sol.,** mur-ac.

Beginning on: Apis, **MER-I-F.**

Blood-streaked: Kali-bi.

Bluish: Carb-ac., Lach., mer-cy., mer-i-r.

Brownish: Iod.

Curdy: Lac-can.

Dark, black, etc: ARS., Bap., carb-ac., CROT-H., iod., kali-ph., kre., **LACH.**, mer-cy., mer-i-r., mur-ac., *phyt.*, rhs-t.

Deep-seated: Ail., apis, KALI-BI., Nit-ac.

Dirty looking: Apis, lac-can.

Dry: Ars., secale.

Elastic: Kali-bi., sul-ac.

Entire visible throat: Am-cau., ars., kali-per.

Fribinous: Kali-bi., sang.

Glistening: Apis (red), bell., lac-can (white), petr.

MEMBRANE.

Gray: Apis, carb-ac., iod., *kali-bi.*, lac-can., lyc.,
MER-CY., mer-i-f., mur-ac., nit-ac., phyt.,
SUL-AC.

Greenish: Igt., *kali-bi.*, lac-can., mer-cy., **Rhs-t.**

Inflamed: Ail, **Apis.**

Irregular: Lac-can., mer-i-f.

Larynx in: **Aru-Tri.**, brom., **KALI-BI.**, *kali-per.*,
lach., phos.

starting in or extending to: Brom.

Leathery: Mer-cy.

Lips on: Aru-tri. (angle of), ars., ars-i. (angle of),
ARU-TRI., iod. (angle of), *kali-bi.* (angle of),
mer-sol. (angle of), nit-ac. (angle of), **Rhs-t.**

Loose: Lac-can., mer-i-f., mer-i-r.

Migrating: Brom., **LAC-CAN.**, Sul.

left to right: Lac-can., **LACH.**, **Mer-i-r.**, Petr.,
saba.

right to left: **Apis**, *bell.*, *igt.*, lac-can., **Lach.**, **LYC.**,
Mer-i-f., *mer-sol.*, *niccol.*, *nux-v.*, phyt., *rhs-t.*,
sol.

Mouth in: Ars., aru-tri., bell., bry., caps., **KALI-
CHLOR.**, lac-can., mer-cy., **Mer-sol.**, mur-ac.,
Nit-ac., sul-ac.

Palate on: Iod., *lac-can.*, *lach.*, *merc.*, mer-cy.,
mer-i-f., *mur-ac.*, *nit-ac.*, sang., sul.

Patches in, scanty, etc.: Ail., apis, canth., iod.,
kali-bi., **Lac-can.**, **MER-I-F.**, mer-i-r.

Pearley: *Kali-bi.*, lac-can., **Lyc.**, mer-i-f. (trans-
parent), mer-i-r. (transparent), **PHYT.**, sang.

Pharynx on: Am-c., canth., *mer-i-f.*, mur-ac., **SUL.**

MEMBRANE.

- Profuse:** Ars., carb-ac., **Kali-bi.**, **KALI-PER.**, lach., lyc., mer-cor., **Sul-ac.**
- Scab-like:** **Apis**, kali-per., plum-iod.
- Shrivelled:** **Apis**, **ARS.**, *kali-per.*
- Sloughing, soft, etc.:** Hep., lac-can., mer-cy., **Mer-sol.**, nit-ac., phyt., sal-ac., **SUL.**
- Sticky:** **SUL-AC.**
- Stool with:** **MER-CY.**
- Stringy, ropy, etc.:** **KALI-BI.**, lach., phyt., **Sul-ac.**
- Superficial, thin, etc.:** Lac-can., merc-cy., **Nit-ac.**
- Thick:** Ars., iod., **KALI-BI.**, **Lach.**, nit-ac., sul-ac.
- Tongue on:** Kali-bi., mer-i-f., **NIT-AC.**
- Tonsils on:** Ail., am-cau., apis, iod., igt., *kali-bi.*, lac-c., **Lach.**, **LYC.**, mer-i-f., mer-sol., **Nit-ac.**, **Phyt.**
- Ulcerous, perforating, etc.:** *Aru-tri.*, **Kali-per.**, mur-ac.
- Uvula on:** Apis, Carb-ac., **KALI-BI.**, lac-can., mer-cor., mer-cy., mer-i-f., **Mer-sol.**, *nit-ac.*, **Phyt.**, rhs-t.
- Velum on:** Apis, am-cau., ars., iod., lach., mer-cy., **Mer-i-f.**, mur-ac., sang.
- Vulva on:** Kali-bi., **Mer-cy.**
- Wash Leather, like:** **Apis**, bap., **Kali-bi.**, **PHYT.**
- White:** Am-cau., *apis*, *ars.*, iod., **KALI-CHL.**, kre., **Lac-can.**, *lach.*, lyc., *merc.*, *mer-cor.*, *mer-cy.*, mer-i-f., *mur-ac.*, **Nit-ac.**, **Phyt.**, *sul-ac.*, zinc.
- White (china):** **LAC-CAN.**, mer-cy., **Petr.**
- Yellow:** *Kali-bi.*, lac-can., lach., mer-cy., mer-sol., nit-ac., rhs-t., **SUL.**, **Sul-ac.**, zinc.

Mouth, can't open: Arg-n., **MER-SOL.**, nicc.

hanging open: Ail., **LYC.**, mer-cy.

sour odor from: Bell.

Nausea and Vomiting: Igt. (green), **PHYT.**

Neck stiff: Apis (painful), bell., bry., igt. (nape), lac-can. (painful, r.), **LACH.**, **LACHNAN.**, mer-i-f., phyt.

Nose, flapping of alæ: **Ant-t.**, ars., bap., brom., **LYC.**, mer-i-f.

invaded: Am-cau., **ARU-TRI.**, Kali-bi., lyc. (stopped), mer-cor., mer-sol., mer-cy., **NIT-AC.**, sul.

picking at: **ARU-TRI.**, lyc.

soreness of bridge of: **PETR.**

Œdema, swelling, etc.: Ail. (s.), **APIS** (o.), *ars.*, **Aru-tri.** (s.), bap., *kali-bi.*, kali-per (s.), lac-can., lach. (s.), *lyc.* (s.), **Mer-i-f.**, nat-ar., nit-ac., petr., phyt., **Rhs-t.**

Pain intense: Am-c., **Apis**, ars., **LACH.**, *mer-i-f.*, **Nit-ac.**, phyt.

slight or absent: **Apis**, *bap.*, Carb-ac., **NAT-AR.**, sul.

Paleness of mucus membrane: **Lach.**

Paralysis: Caust., coccl., **GELS.**, **Lach.**, **SECALE.**

Prostration: Ail., Am-c., amyg., **Apis**, **ARS.**, **Aru-tri.**, **Bap.**, *crot-hor.*, kali-per., lac-can., **LACH.**, **MER-CY.**, mer-i-f., **MUR-AC.**, *nat-ar.*, **Nit-ac.**, phos., **Phyt.**, **Sul.**, sul-ac.

Pulse globular, shot-like: **BELL.**

intermittent: *Mur-ac.*, **NAJ.**, **Nit-ac.**

slow and small: **Lach.**

Reaction lacking or relapsing: Brom., phyt., **SUL.**

Redness, marked: Aco., **Apis**, **BELL.**, carb-ac., Phyt., pyrogen., sul-ac.

Restlessness: *Apis*, **ARS.**, **Aru-tri.**, lac-can., **Lach.**, *lyc.*, **Rhs-t.**

Saliva, acrid: Aru-tri., igt., lac-can., *mer-i-f.*, *mer-sol.*, **Nit-ac.**

fetid: Ars., iod., mer-i-f., **Mer-sol.**, **Nit-ac.**, petr.

tenacious: **KALI-BI.**, **Lach.**, mer-cy., *mer-i-f.*, mer-i-r., **Mer-sol.**, **Sul-ac.**

Salivation: **ARU-TRI.**, Canth., iod., lac-can., lach., **MER-CY.**, **Mer-i-f.**, mer-i-r., **NIT-AC.**, rhs-t., **Sul-ac.**

Scrofulous patients: Am-c., **Lac-can.**

Severe cases: *Ail.*, *apis*, **ARS.**, **ARU-TRI**, **LACH.**, **Mer-cy.**, *rhs-t.*

Sinking attacks: Canth., **SUL.**

Skin rash on: **Ail.**, **Apis**, *kali-bi.*, lach., phyt., **Sul.**

Sleep, *agg. after*: *Kali-bi.*, **LACH.**, *lyc.*, **Naj.**

crying out during: **APIS**, **Bell.**, *lyc.*

Smarting, stinging pain: **APIS**, **Aru-tri.**, **Caps.**, *lach.*, *lyc.*, **Phyt.**

Soreness, rawness, etc.: **Aru-tri.**, crot-h., **LACH.**, nit-ac., phyt.

Sticking in: Hep., Igt., **Lach.**, **NIT-AC.**

Swallowing, amel.: Bap., hep., **IGT.**, *kali-bi.*, lach. (solids), mer-cy. (solids), mer-sol., sul.

constant desire for: Bap. (painless), **Bell.**, *kali-per.*, lac-can., *lyc.*, **Mer-sol.**

difficult, impossible, etc.: Aco., *apis*, **ARU-TRI.**, bell., lac-can., **Nit-ac.**, sul-ac.

empty, *agg.*: Bro., **Canth.**, hyo., lac-can., **LACH.**, **Mer-i-r.**, pho., phyt., sul.

Swallowing.

liquids agg.: Bap, **Bell.**, canth., igt., **Lach.**, lyc.,
mer-cor., *mer-i-r.*, rhs-t., sul-ac.

liquids amel.: **Bap.**, lac-can., nat-m.

returning thro' nose: Aru-tri., bell., **Canth.**, **Kali-bi.**,
Kali-per., *lac-can.*, **LACH.**, *lyc.*, **Mer-cor.**,
Mer-cy., **Mer-sol.**, **Phyt.**, **Sul-ac.**

Sweating: Apis (in gushes), hyo. (in gushes), **Lach.**
(cold-clammy), mer-cy (clammy), **MER-SOL.**,
nux-v. (urinous odor), Sul. (cold).

Talking, agg.: Aco., bell., *mer-sol.*, rhs-t.

Taste, loss of: **Nat-m.**, sang

Teeth, grinding of: **Ars.**, **BELL.**, **Igt.**, **LYC.** (even
when awake).

Thirst: **ARS.** (for cold), igt., **Sul.** (drinks hastily but
vomits).

Thirstless: **APIS.**, lac-can.

Throat, grasping at: *Aru-tri.*, **LACH.**, **Naj**, spong.

Time of agg.: Aru-tri. (after 3 p. m.), bell. (3 p. m. to
3 a. m.), kali-bi. (2 to 3 a. m.), lach. (2 p. m.),
lyc. (4 to 8 p. m.), mur-ac. (10 to 11 a. m.), nux-v.
(4 p. m.)

Tongue black or brown: **ARS.**, *mer-cor.*, *mer-cy.*

burnt feeling: Bap., *Sang.*

glistening: Kali-bi.

hanging from mouth: **LYC.**

indented: **MER-SOL.**

mapped: Ars, kali-bi., lach., lyc., mer-sol., **Nat-m.**,
nit-ac., **RAN-SCL.**, *rhs-t.*, sul.

painted appearance: Petr.

protruded with difficulty: **Apis**, **LACH.**

protruding tongue aggravates: **KALI-BI.**

red: **Ars.** (stripe), **BAP.** (stripe), **Kali-bi.**, lach. (tip), mer-i-r. (tip and margin), phyt. (tip), **RHS-T.** (tip), sang. (stripe).

sore, raw, etc.: **Apis**, **ARU-TRI.**, *kali-bi.*, phyt.

stiff: Lac-can.

swollen: **Apis**, lyc.

trembling: **Apis**, ars., **Crot-h.**, **LACH.**, lyc.

vesicles on: **APIS**, lach., phyt.

yellow coat: **Kali-bi.** (thick), mer-i-f. (base of).

Touch agg. from: Ail., **Apis**, **Bell.**, lac-can., **LACH.**, mer-cor. (pressure), **Mer-i-r.**, niccol. (r.), petr., phyt. (pressure).

Trembling: **IGT.**, phyt., **TARENT.**

Typhoid state: **Apis** (no thirst), bap., **MUR-AC.**, **RHS-T.** (thirst).

Urine involuntary: **MUR-AC.**

profuse: **APIS.**

scanty: **APIS**, **Ars.**, *aru-tri.*, bell., **Canth.**, *lach.*, lyc., **Mer-cor.**, mer-i-f.

strong odor: *Carb-ac.*, **NIT-AC.**, phos.

suppressed, retained, etc.: **Apis**, crot-h., mer-cor., *phyt.*, *sec-c.*, sul.

Uvula swollen: Amyg., **APIS**, ars., *caps.*, *kali-bi.*, *kali-per.*, mer-cor., mer-cy., **Nat-ar.**, **Rhs-t.**

elongated: **Apis**, mer-cor., mer-i-r., mer-sol.

Vomiting: Crot-horr., igt., *kali-per.*, phyt.

Weather: Lac-can. (stormy), phyt. (cold)

Whining: **APIS**, sul-ac.

